
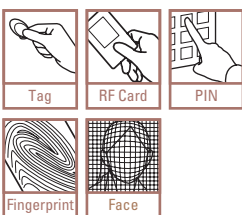


Intelligent Multi Doors [4] Access Control Panel

iTDC




2 Doors

3-4 Doors


iTDC

inch(mm)

iTDC Main Board



EIO Board (EIO88)



TCP / IP Module (IIM7100A Module)



Time Schedules

- Time Code : 15
- Time Interval : 5
- Holiday Code : 30
- Holiday : 100

KEY Features

- Intelligent Multi Doors [4] Access Control Panel (EIO88 required to control 3 and 4 Doors)
- Dynamic Control of Memory up to 50,000 Users / up to 29,500 Event Buffers :
1,000 ~ 20,000 / 30,000 / 40,000 / 50,000 Users
20,000 ~ 29,500 / 3,000 / 8,000 / 14,000 Event Buffers
- Standalone/Network Communication via RS232 / RS422 / RS485 (Max.255ch), TCP/IP (Internal TCP/IP Module required (optional))
- Expansion I/O Board available (EIO88: 8 Inputs / 8 Outputs)
- Independent 7 Inputs and 7 Outputs including 4ea of 2 Form-C Relay Outputs
- 4ea of Reader Port for Anti-passback Function :
26bit Wiegand and 4 / 8bit Burst for PIN
- 2 Men Operation
- ARM / DISARM Function for Alarm Panel
- 2 Levels Individual Door Opening Time Setting available for handicapped person
- Remain ID & Event Data and Setting Value in case of Electric Outage
- Optional LCD display and Keypad connectable to control for Standalone Operation, Manual Setting
- Duress Mode Function
- Guard Tour Management
- Check Supervisory signal from Reader (Cut off check)
- Alarm Event Monitoring using Tamper Switch (by Application Software)
- Communication Status via LED Indicator
- Options: LCD display, Keypad (for standalone, manual setting)
Internal TCP/IP Module
Expansion I/O Board
- Compatible Software: STARWATCH iTDC PRO I / II

iTDC Package Series

iTDC Package-1 (2 Doors)

- iTDC Board – 1ea
- Steel Case (Nema Case) – 1ea
- Power Supply (ID40WA) (DC12V) – 1ea
- NFB Switch – 1ea
- Back-up Battery(7A) – 1ea

iTDC Package-2 (2 Doors)

- iTDC Board – 1ea
- Steel Case (Nema Case) – 1ea
- Power Supply (ID40WA) (DC12V) – 1ea
- NFB Switch – 1ea
- Back-up Battery(7A) – 1ea
- TCP / IP Module (IIM7100A) – 1ea

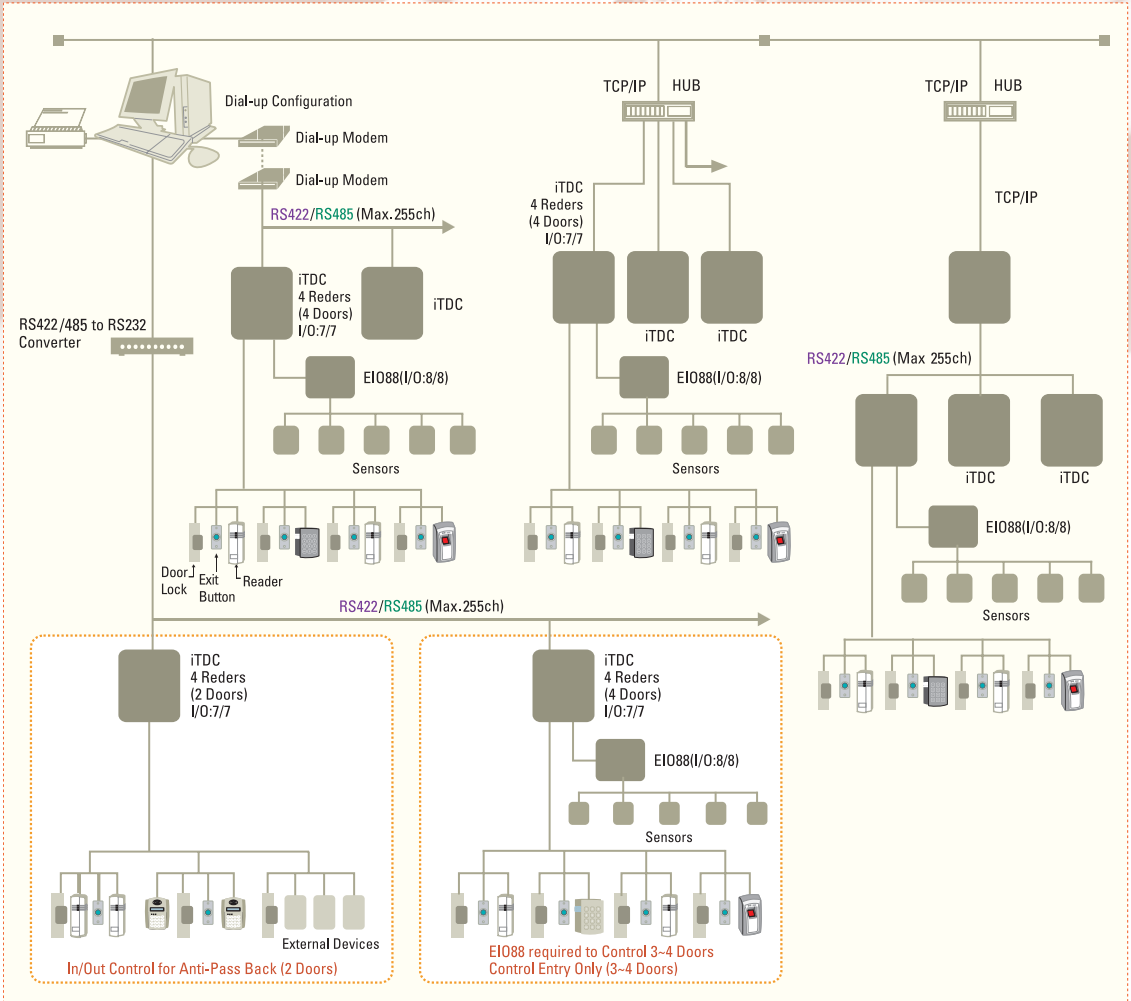
iTDC Package-3 (3/4 Doors)

- iTDC Board – 1ea
- Steel Case (Nema Case) – 1ea
- Power Supply (ID40WA) (DC12V) – 2ea
- NFB Switch – 1ea
- Back-up Battery(4A) – 2ea
- EIO88 – 1ea

iTDC Package-4 (3/4 Doors)

- iTDC Board – 1ea
- Steel Case (Nema Case) – 1ea
- Power Supply (ID40WA) (DC12V) – 2ea
- NFB Switch – 1ea
- Back-up Battery(4A) – 2ea
- EIO88 – 1ea
- TCP / IP Module (IIM7100A) – 1ea

Access Control iTDC System Configuration



Specifications

Model		iTDC
CPU		8bit Microprocessor
Memory	Program Memory	64KByte ROM
	Data Memory	512KByte Flash Memory
User		Users and Event Buffers defined available 1,000 ~ 20,000 / 30,000 / 40,000 / 50,000 Users
Event Buffer		20,000 ~ 29,500 / 3,000 / 8,000 / 14,000 Event Buffers
Power / Current		DC 12V, Max.350mA
Reader Port		4ea (26bit Wiegand, 4 / 8bit Burst for PIN)
Communication		RS232 / RS422 / RS485 (Max.255ch) TCP/IP (Internal TCP/IP Module required (optional))
Baud Rate		9,600bps (recommended) / 4,800bps, 19,200bps, 38,400bps (selectable)
Input Port		7ea (Exit Button#1, Exit Button#2, Door Sensor#1, Door Sensor#2, Aux#1, Aux#2, Aux#3)
Output Port		4ea (2 FORM-C Relay Output (COM, NO, NC) / DC12V~18V, Rating Max.2A) 3ea (TTL Output / DC5V, Rating Max.20mA)
LED Indicator		21 LED Indicators (Red, Green and Yellow)
Beeper		Piezo Buzzer
Operating Temperature		0° to +65° C (+32° to +149° F)
Operating Humidity		10% to 90% relative humidity non-condensing
Dimension (W x H x T)		5.7" x 7.3" x 0.75" (145mm x 185mm x 18mm)
Weight		375g (0.82lbs)
Certification		FCC, CE, MIC, ROHS
Options (Manual Setting available for Standalone Operation)		
LCD		Character LCD (2 Lines x 16 Char) / 2.62" x 0.55" (65.6mm x 13.8mm) Screen
Keypad		16 Key Numeric Keypad / Membrane
Internal TCP/IP Module		IIM7100A (TCP/IP Communication)
Expansion I/O Board		EIO88 (8 Inputs / 8 Relay Outputs)