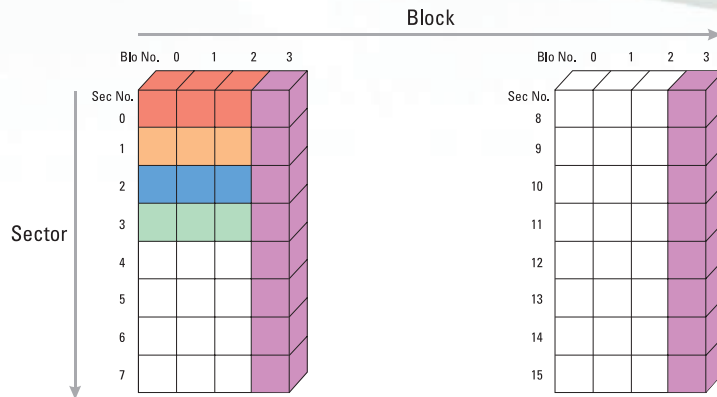









Memory Mapping

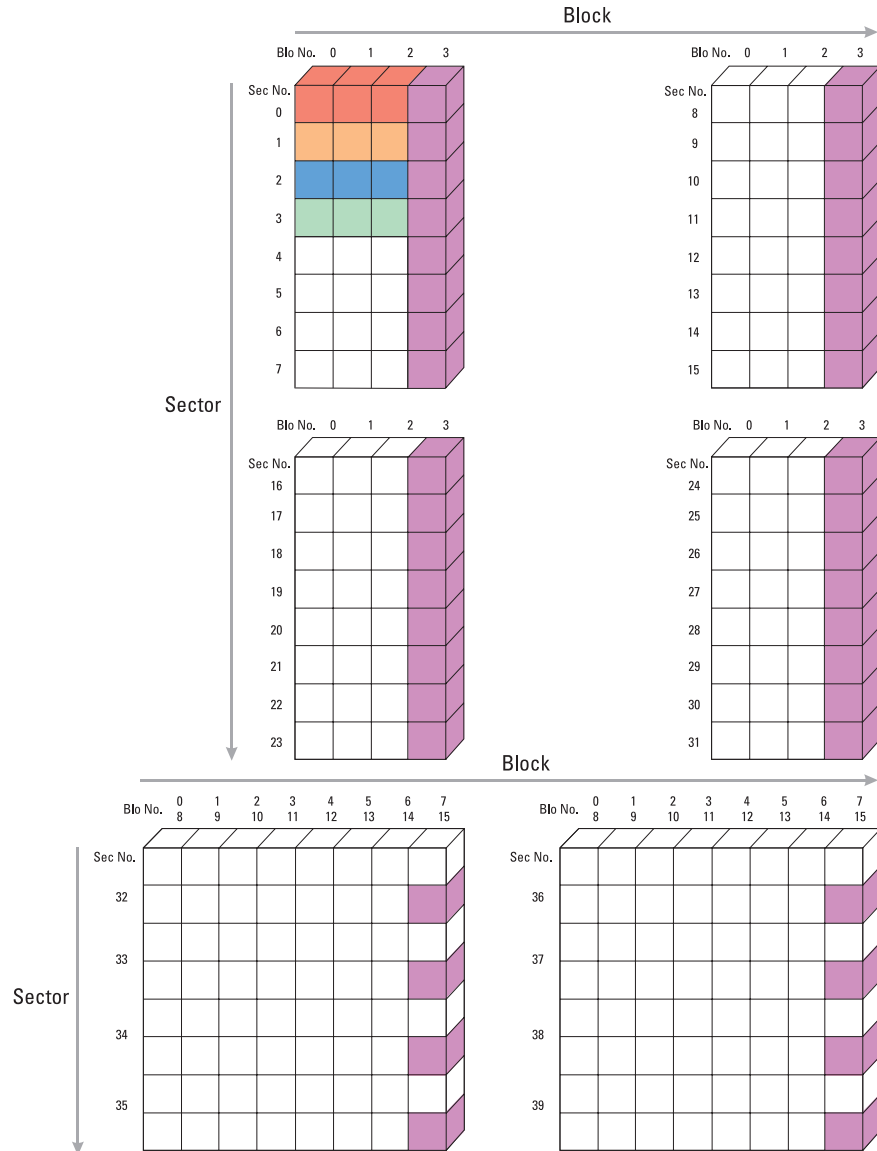


1KByte: Consist of 16 Sectors and 4 Blocks per Each Sector (Sec. 0~15)

Description 1KByte Memory Sector and Block

- Sector 0~3 : Read / Write Data by Sector Unit (Max.48Byte)
- Sector 4~15 : Write Data by Block Unit and Read Data by Sector Unit










Sector 0		Data Area stored Card Serial Number and Manufacturer Data (Read only) Divide on the Memory and store Data Area for Each System (Read and Write)
Sector 1~3		Sector 1: Access Control / Time & Attendance
		Sector 2: Debt Meal
		Sector 3: Cashless Payment
Sector 4~15		Reserved for Future Use
Block 0~2		Able to use Data Area of MIFARE Memory Map (Read and Write)
Block 3		As Key Management, Data Area stored Key and Access Condition of Sector Store General Data instead of Advanced Data Area (Read and Write)



4KByte: Consist of 32 Sectors and 4 Blocks per Each Sector (Sec. 0~31)
 Consist of 8 Sectors and 16 Blocks per Each Sector (Sec. 32~39)

Description 4KByte Memory Sector and Block

- Sector 0~3 : Read / Write Data by Sector Unit (Max.48Byte)
- Sector 4~39 : Write Data by Block Unit and Read Data by Sector Unit

Sector 0		Data Area stored Card Serial Number and Manufacturer Data (Read only) Divide on the Memory and store Data Area for Each System (Read and Write)
Sector 1~3		Sector 1: Access Control / Time & Attendance
		Sector 2: Debt Meal
		Sector 3: Cashless Payment
Sector 4~39		Reserved for Future Use
Sector 0~31 : Block 0~2		Able to use Data Area of MIFARE Memory Map (Read and Write)
Sector 32~39 : Block 0~14		
Sector 0~31 : Block 3		As Key Management, Data Area stored key and Access Condition of Sector
Sector 32~39 : Block 15		Store General Data instead of Advanced Data Area (Read and Write)